

# Race Analysis

## Olympic Games Tokyo 2020

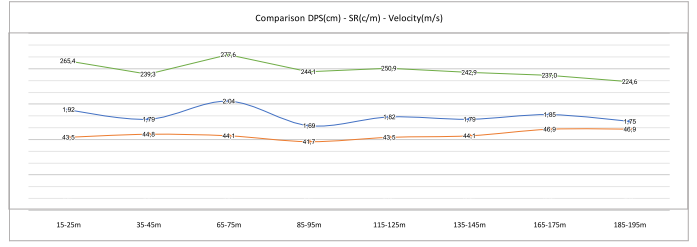
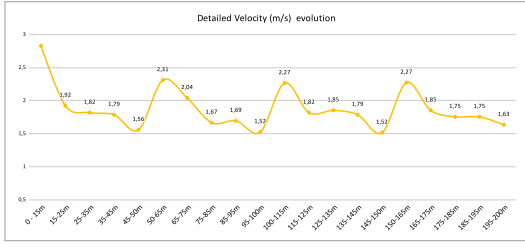
Name **Duncan Scott**

Race **200 Freestyle** Results **01:44.26**

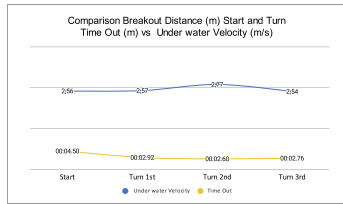
Distance	Meters	0-15m	15-25m	25-35m	35-45m	45-50m	50-65m	65-75m	75-85m	85-95m	95-100m	100-115m	115-125m	125-135m	135-145m	145-150m	150-165m	165-175m	175-185m	185-195m	195-200m	Facing info	
Split	Time	00:05.30	00:10.50	00:16.00	00:21.60	00:24.81	00:31.30	00:36.20	00:42.20	00:48.10	00:51.38	00:58.00	01:03.50	01:08.90	01:14.50	01:17.80	01:24.40	01:29.80	01:35.50	01:41.20	01:44.26	Averages	
Lap	Time	00:05.30	00:05.20	00:05.50	00:05.60	00:03.21	00:05.49	00:04.90	00:06.00	00:05.90	00:03.28	00:05.60	00:05.40	00:05.60	00:05.40	00:05.70	00:05.70	00:05.70	00:05.70	00:05.70	00:05.70	00:05.70	1.92
Velocity	Metre/Sec	2.83	1.92	1.82	1.79	1.56	2.31	2.04	1.67	1.69	1.52	2.27	1.82	1.85	1.79	1.52	2.27	1.85	1.75	1.75	1.63	44.4	
Stroke Rate	Cycle/Min	43.5		44.78	44.8	44.1		41.7	41.4		43.5		44.1	43.8		46.9		46.9	46.9	46.2		00:05.35	
Stroke Tempo	Sec	00:01.38		00:01.34	00:01.34	00:01.36		00:01.36	00:01.44		00:01.38		00:01.36	00:01.37		00:01.28		00:01.28	00:01.28	00:01.30		247.7	
Distance per stroke	Can	265.4		239.3		277.6		244.1	250.9		242.9		237.0	242.6		244.6		244.6	244.6	244.6		4.55	
Stroke Index	DPS*Speed*Cycle	5.10		4.27		5.66		4.14	4.56		4.56		4.56	4.34		4.39		4.39	4.39	3.94			

Distance	Time	1st 25	2nd 25	3rd 25	4th 25	5th 25	6th 25	7th 25	8th 25
Velocity	Metre/Sec	2.38	1.75	2.19	1.61	2.06	1.75	2.08	1.73

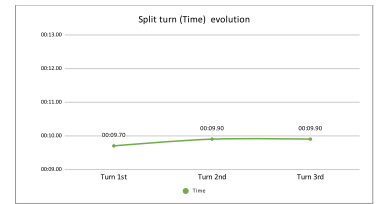
Distance	Time	1st 50	2nd 50	3rd 50	4th 50	1st 100	2nd 100	50m	100m	150m	200m
Velocity	Metre/Sec	2.02	1.88	1.89	1.89	1.95	1.88	2.02	1.95	1.93	1.92



Start info	Start
Reaction Time	Sec 00:00.66
Time Out	Sec 00:04.50
Breakout Dis	Metre 14.5
Velocity	Metre/Sec 2.56

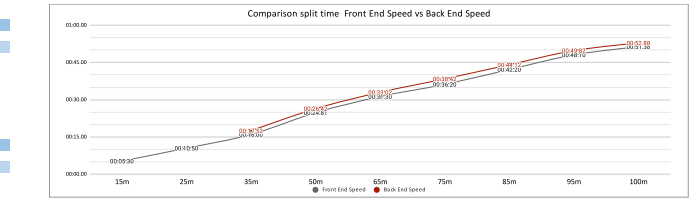


Turn info	Turn 1st	Turn 2nd	Turn 3rd
Split	00:09.70	00:09.90	00:09.90
Velocity	Metre/Sec 2.06	2.02	2.02



Front End Speed	15m	25m	35m	50m	65m	75m	85m	95m	100m
Split	00:05.30	00:10.50	00:16.00	00:24.81	00:31.30	00:36.20	00:42.20	00:48.10	00:51.38
Stroke Rate	Cycle/Min	43.5	44.8	44.1	41.7	41.4	43.5	44.1	43.8
Stroke Tempo	Sec	00:01.38	00:01.34	00:01.34	00:01.36	00:01.44	00:01.44	00:01.45	

Back End Speed	35m	50m	65m	75m	85m	95m	100m
Split	00:17.52	00:26.42	00:33.02	00:38.42	00:44.12	00:49.82	00:52.88
Stroke Rate	Cycle/Min	43.9	46.9	46.9	46.2		
Stroke Tempo	Sec	00:01.37	00:01.28	00:01.28	00:01.30		



Analysis Swim by Starhei Ivashyn

- AnalysisSwim@gmail.com
- AnalysisSwim
- AnalysisSwim
- Starhei Ivashyn
- AnalysisSwim